


FDRP

THE NEW YORK STATE ATTORNEY-CLIENT
FEE DISPUTE RESOLUTION PROGRAM



2021-2022

Annual Report

to the Administrative Board of the Courts

Table of Contents

Introduction	2
Board Membership	2
Board Composition	3
Statistical Highlights	5
New Arbitrator Trainings	10
Funding.....	11
Program Approval Status- Statewide Overview	12
Appendix A Caseload Data.....	14

Introduction

The Unified Court System Alternative Dispute Resolution Office (ADR Office) administers the New York State Fee Dispute Resolution Program (FDRP). The administration of the Program is guided by the Board of Governors, with the goal of ensuring that attorneys and clients have access to cost-effective, high-quality methods of resolving fee disputes.

The Board continues to monitor local programs across New York State. Working with counsel from the ADR Office, the Board supports their efficient operation by overseeing the training of and approving volunteer arbitrators, promoting the Program and responding to substantive and operational questions from staff of local programs as well as attorneys and clients.

The Board regularly reviews questions arising under Part 137 of the Rules of the Chief Administrative Judge and the Board's Standards and Guidelines to promote consistent practices where appropriate. The Board also reviews the UCS website for the Program to ensure that parties and local programs have access to the information and forms they need.

Board Membership

2021

The Board mourned the loss of **Anthony D. Mancinelli, Esq.** Mr. Mancinelli was appointed by Chief Judge Janet DiFiore in 2019. Mr. Mancinelli was an active volunteer arbitrator for the Bar Association of Erie County, the local program provider for all the counties within the Eighth Judicial District. His time on the Board was brief but his contributions were many.

The Board is chaired by Martha E. Gifford, a member of the Board since the Program was established in 2001, who was appointed to her current position by then-Chief Judge Hon. Jonathan Lippman on December 30, 2015.

The Board welcomed new member **Maurice Q. Robinson, Esq.** appointed by Chief Judge Janet DiFiore.

Stephen Schlissel, Esq., a longtime Board member, resigned from the Board. Mr. Schlissel was one of the original members of the Board, appointed on June 1, 2001, by the then Presiding Justice of the Second Department, Hon. A. Gail Prudenti. Mr. Schlissel Co-Chaired the Legal Issues Committee for many years alongside William Dockery. Mr. Schlissel was very helpful to

counsel and the Chair and the entire Board offering legal guidance like only a seasoned professional can.

Louis Cristo, Esq., appointed in 2017 by Hon. Gerald J. Whalen, Presiding Justice of the Fourth Department, retired from practicing law and resigned from the Board. The Board wished him well on his retirement.

2022

Eric C. Hsueh, CAIA, appointed by Acting Presiding Justice of the First Department Hon. Peter Tom, completed his term. **Linda J. Clark, Esq., Debra A. Devine, Joseph R. Williams, Esq.**, appointed by Presiding Justice of the Third Department Elizabeth Garry, completed their terms. Presiding Justice Garry appointed **Eleanor M. DeCoursey, Esq.** Chief Judge Janet DiFiore reappointed members **Martha E. Gifford, Esq., Simeon H. Baum, Esq., Gene A. Johnson, Jr., and Abigail A. Wickham, Esq.**

Board Composition

As of December 31, 2022

Member	Appointment
Martha E. Gifford, Chair	Chief Judge Janet DiFiore ¹
Simeon H. Baum, Esq.	Chief Judge Janet DiFiore ²
Mark V. Collins	Chief Judge Janet DiFiore
Gene A. Johnson, Jr.	Chief Judge Janet DiFiore ³
Maurice Q. Robinson, Esq.	Chief Judge Janet DiFiore
Abigail A. Wickham, Esq.	Chief Judge Janet DiFiore ⁴
Susan L. Bender, Esq.	Acting Presiding Justice Hon. Peter Tom
William J. Dockery, Esq.	Acting Presiding Justice Hon. Peter Tom ⁵
Vacant	Presiding Justice First Department
Robin S. Abramowitz, Esq.	Presiding Justice Randall Eng
Dee Rabady	Presiding Justice Alan Scheinkman
Vacant	Presiding Justice Second Department
Eleanor M. DeCoursey, Esq.	Presiding Justice Elizabeth Garry
Vacant	Presiding Justice Third Department
Vacant	Presiding Justice Third Department
Shari Jo Reich, Esq.	Presiding Justice Gerald J. Whalen
Vacant	Presiding Justice Fourth Department
Vacant	Presiding Justice Fourth Department

¹ Initial Appointment by Chief Judge Judith S. Kaye.

² Initial Appointment by Chief Judge Jonathan Lippman.

³ Initial Appointment by Chief Judge Jonathan Lippman.

⁴ Initial Appointment by Presiding Justice A. Gail Prudenti.

⁵ Initial Appointment by Presiding Justice Joseph P. Sullivan.

WHERE WE ARE NOW

January 2021-December 2022

In 2021 and 2022, the Attorney-Client Fee Dispute Resolution Program (FDRP) saw a steady rise in case disposition since the start of the pandemic in 2020.



Local programs closed 509 cases in an average of 38 weeks in 2021 and 572 cases in an average of 50 weeks in 2022. Local program administrators continued to schedule remote hearings, offering flexibility to neutrals, parties, and their counsel.

The Administrative Board of the Courts approved the following Board of Governors' amendments to the **Standards and Guidelines**:

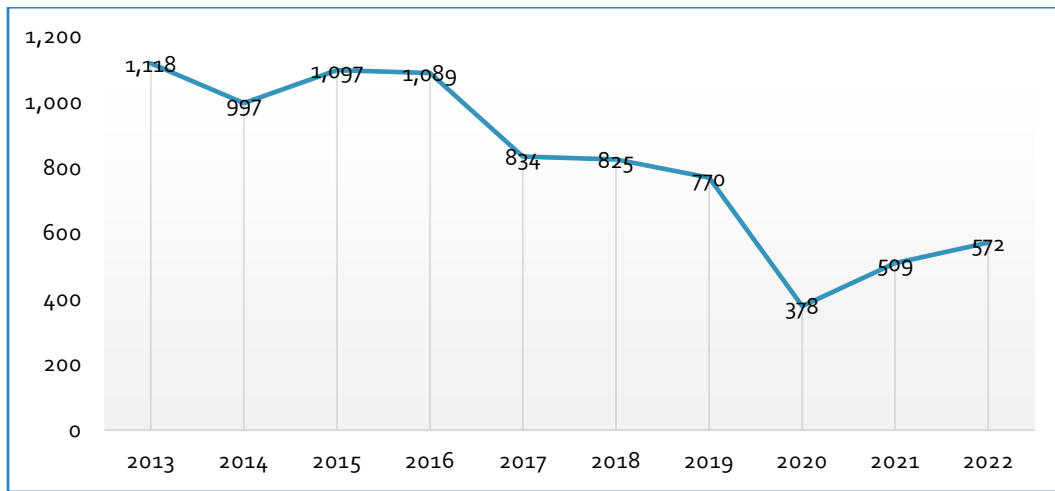
- In 2021, new paragraph D was added to Section 6 which explains the process for arranging for a **Stenographic or Other Record** pursuant to 137.7(e).
- In 2022, new paragraph **E Modification** was added to Section 6 which now allows arbitrators to correct typographical and other ministerial errors in awards at the parties' request.

In 2021, the Board developed the **New Standard Written Instructions where there is a Prior Written Agreement to Arbitrate- 137-3a**.

Statistical Highlights

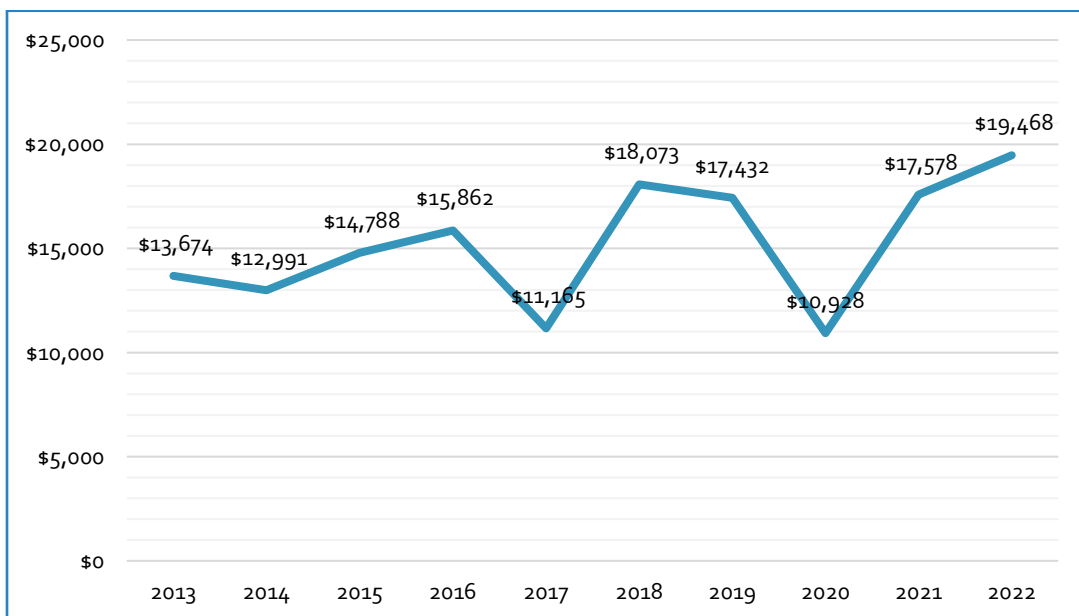
Cases Closed

From January 1, 2002, through December 31, 2022, the Fee Dispute Resolution Program has closed 15,933 cases. During 2021, local programs closed 509 cases, which is about 33 % more cases than the 378 cases closed in 2020. In 2022, programs closed 572 cases, about a 12 % increase in the number of cases closed in 2021. The graph below depicts data from the last 10 years.



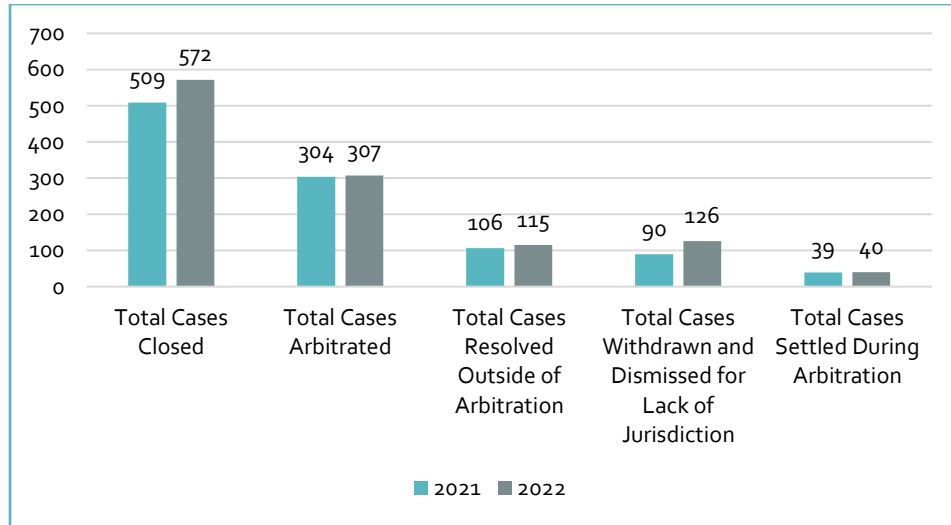
Average Amount in Dispute

The average amount in dispute appears to be on a steady increase since 2020.



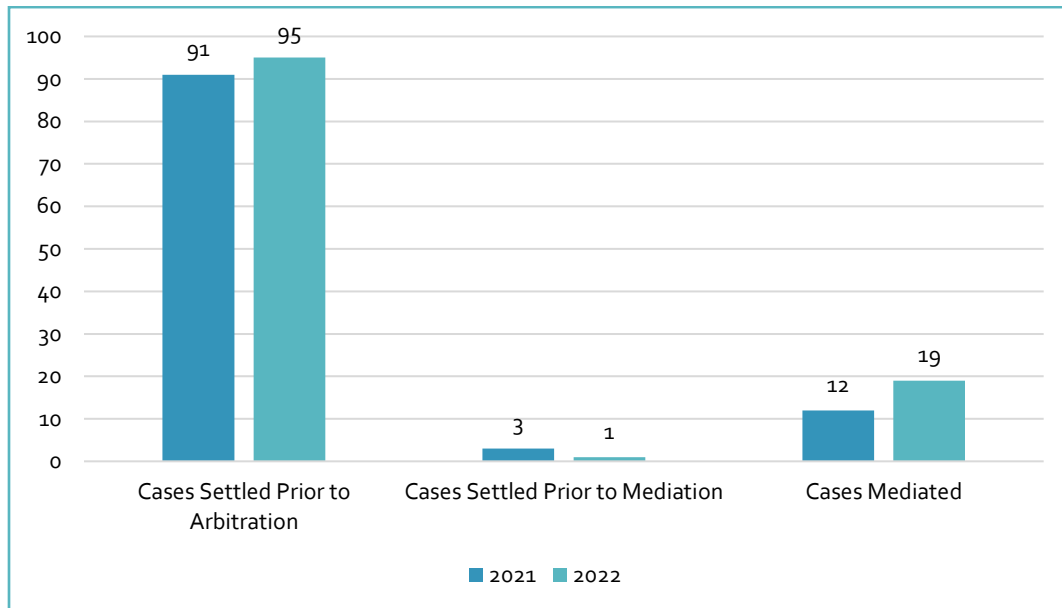
Disposition Information

Disposition information has remained relatively constant in the categories Cases Arbitrated and Cases Resolved Outside of Arbitration (includes cases settled prior to arbitration or mediation and mediated cases). The number of cases closed rose in 2022 as did **Cases Withdrawn** or **Dismissed for Lack of Jurisdiction**.



Cases Resolved Outside of Arbitration

The number of cases resolved outside of arbitration remained steady from 2021 to 2022.



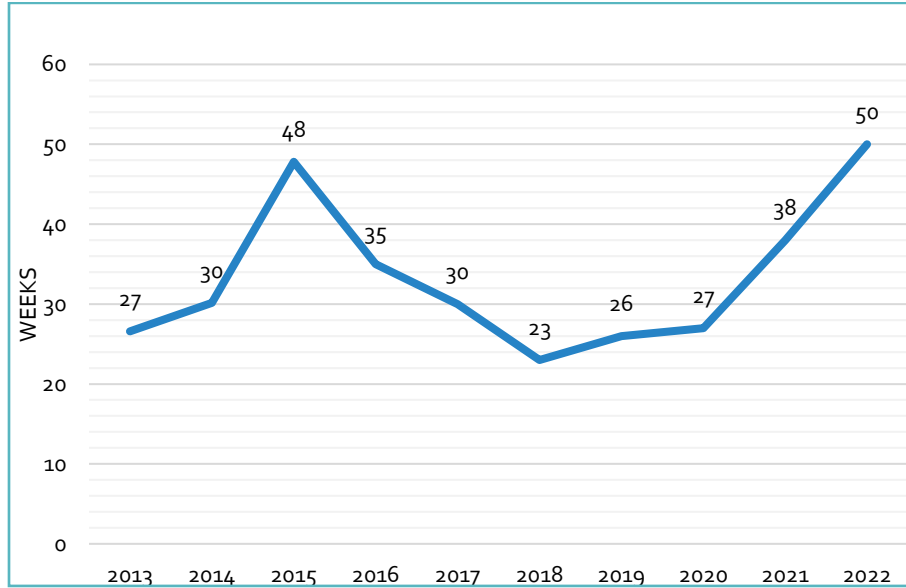
Cases Either Withdrawn by the Filing Party or Dismissed for Lack of Jurisdiction

	2021	2022
Withdrawn by Filing Party	19	17
Dismissed for Lack of Jurisdiction	71	109

Reason for Lack of Jurisdiction	2021	2022
Amount in Dispute is Outside of the Program's Monetary Jurisdiction	5	9
Attorney Admitted in Another Jurisdiction and Does Not Maintain a NY Office or No Material Portion of Services Rendered in NY	2	0
Client Filed Late	2	3
Commenced Prior to January 1, 2002	0	0
Damages or Affirmative Relief Other than Adjustment of the Fee	1	3
Fee Determined by Statute, Rule, Court Order	8	9
Legal Services Provided Outside Local Program's Geographic Region	3	7
No Attorney's Services for More than Two Years	11	11
Referred to Grievance Committee for Apparent Misconduct	0	0
Referred to Grievance Committee for Not Complying with Part 137	0	0
Representation in a Criminal Matter	3	3
Substantial Legal Question, including Allegations of Attorney Misconduct or Malpractice	12	11
Request for Arbitration made by Non-Client or the Legal Representative of the Client	8	3
Other*	16	50
Total	71	109
* <i>Other</i> includes party deceased; party did not respond; attorney requested arbitration, but client did not consent; party bankruptcy; concurrent action pending in court for same relief.		

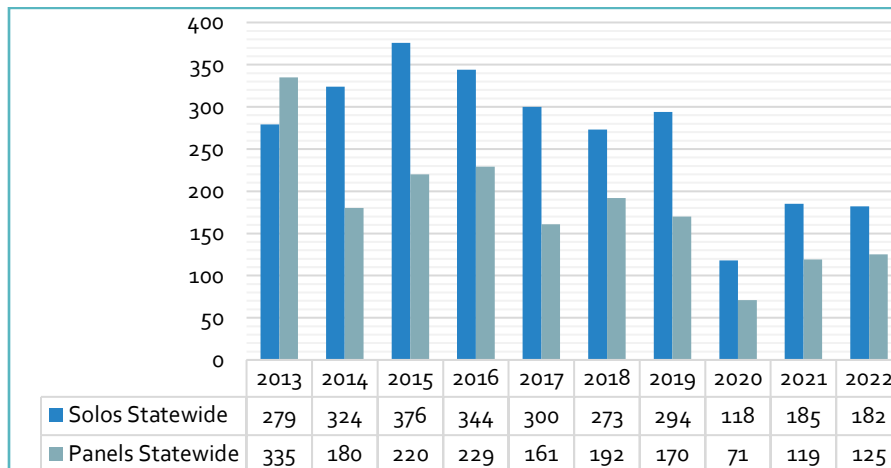
Average Time from Intake to Disposition

Time from intake to disposition rose in 2021 and 2022. Several factors could have led to the increase, including staffing, arbitrator availability, and closing cases where there has been no party activity for two years or more. The Board will continue to monitor the time from intake to disposition.



Panel Arbitrations Compared to Solo Arbitrations

Solo arbitrators are assigned where the amount in dispute is less than \$10,000. Three-arbitrator panels are assigned where the amount in dispute is \$10,000 or more. In 2021 and 2022, the number of solo arbitrations exceeded the number of panel arbitrations, continuing the pattern of fewer panels than solos that began in 2014 when the Board raised the threshold for assembling panels from \$6,000 to \$10,000.



Case Type Information

Fee disputes stemming from representation in [matrimonial matters](#) continue to be the majority case type handled by the program, numbering 256 cases in 2021 and 302 in 2022.

[Real Estate/ Property/ Landlord & Tenant](#) was the second most handled case type, numbering 58 in 2021 and 56 in 2022.

Case-Type	2021	2022
Bankruptcy/Collection	10	10
Business/ Commercial	21	24
Civil Litigation	50	30
Contracts	5	4
Criminal	3	4
Education	3	4
Elder Law/ Guardianship	5	7
FINRA/ SEC	0	1
Immigration	7	12
Intellectual Property	1	3
Labor/ Employment	14	20
Matrimonial/ Family	256	302
Real Estate/ Property/ Landlord & Tenant	58	56
Retirement Planning/ Stocks/ Pension	2	2
Tort	4	2
Wills/Trusts/Estate/ Probate	30	24
Other*	23	45
Unspecified†	17	22
Totals	509	572

* "Other" includes but is not limited to the following subjects: construction litigation, debt consolidation, Medicaid, multiple/ various legal matters, tax, political consultation, and small claims defense.

† "Unspecified" is generally used as a temporary placeholder until the administrator receives more information in order to designate a case type or to determine that the program lacks jurisdiction.

New Arbitrator Trainings

In 2021 and 2022, the Board continued its practice of accepting the New York State Bar Association's Dispute Resolution Section's "Three Day Commercial Arbitration Training for Arbitrators and Counsel: Comprehensive Training for The Conduction of Commercial Arbitrations Pursuant to Contemporary Best Practices" as a Board approved training. Attendees of this program, after watching the fee dispute resolution program's orientation to the program, were qualified to apply to the Board for approval and acceptance to join a local roster.

The Board offers a new arbitrator training program sponsored by the Unified Court System's Office of Court Administration's ADR Office. On February 23, 2022, the training was offered in collaboration with the New York County Lawyers' Association, one of the local program providers. It is an all-day event now offered remotely to be accessible to more people; participants learn the background and basics about the Part 137 rule and program during the first part of the day and complete the day by learning the skills needed as an arbitrator. After participating in the training, potential arbitrators apply to a local program, by first submitting a résumé or biography for review by the Qualifications, Training and Review Committee of the Board, who then makes a recommendation for the full Board to vote on. Once the Board approves an arbitrator to join a roster, local programs add the newly approved arbitrators to their rosters. Each new arbitrator must submit a notarized oath or affirmation to arbitrate faithfully and fairly, which the local program keeps on file.

Both attorney and non-attorney volunteers are assigned to Part 137 cases. Arbitrations where the amount in dispute is less than \$10,000 are heard by one arbitrator, who must be an attorney. However, where the amount in dispute is \$10,000 or greater, the local program assigns a panel of three arbitrators. Panels must include one non-attorney arbitrator and one attorney who serves as the chair.

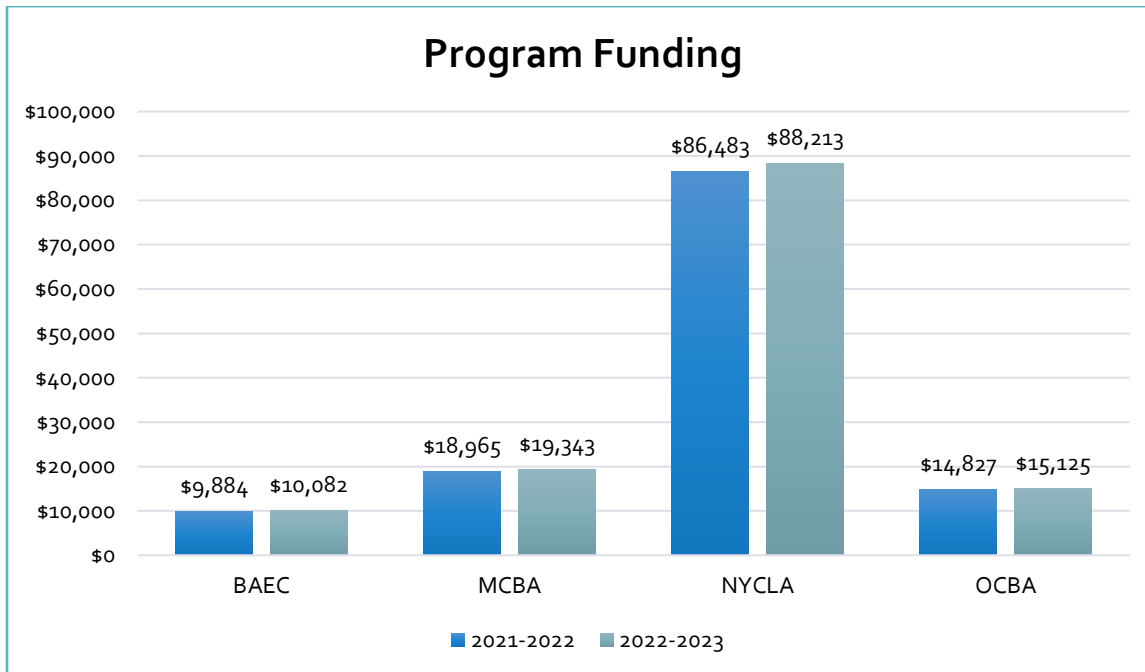


The Board is grateful for all the arbitrators and mediators who volunteer their time to the program. The program would not work if not for them.

On May 16, 2022 the Office of Court Administration issued [Administrative Order 124/22](#) requiring that all neutrals serving on court rosters and in court-sponsored programs complete at least two (2) hours of anti-bias training every two years. The Administrative Order becomes effective Jan 1, 2023. The board has already incorporated one (1) hour of anti-bias training into its new arbitrator training and continues to develop content for the full two-hour requirement in arbitrators' training curriculum.

Funding

The Office of Court Administration continues to fund the following programs to help defray costs: The Bar Association of Erie County (BAEC); the New York County Lawyers Association (NYCLA), which administers the Joint Committee on Fee Disputes and Conciliation in Bronx and New York Counties; the Onondaga County Bar Association (OCBA); and the Monroe County Bar Association (MCBA). Beginning in 2007, all funding to bar associations occurs pursuant to the terms of negotiated multi-year contracts based on a fiscal year.



Program Approval Status- Statewide Overview

As of December 31, 2022

District	Administrator	Status
<i>First (Manhattan)</i>	Joint Committee on Fee Disputes and Conciliation	Joint program of New York County Lawyers Assn, Bronx County Bar Assn, and New York City Bar Assn. Program operates out of NYCLA headquarters. Approved to administer program as of 3/4/2002
<i>Second (Kings)</i>	Brooklyn Bar Assn	Approved to administer program as of 8/20/2002
<i>Third (Albany, Schoharie, Rensselaer, Greene, Columbia, Ulster, Sullivan)</i>	District Administrative Judge's Office. (Program covers entire District)	Approved to administer program as of 7/23/2002
<i>Fourth (Schenectady, Saratoga, Montgomery, Fulton, Washington, Warren, Hamilton, Essex, St. Lawrence, Franklin, & Clinton)</i>	District Administrative Judge's Office (Program covers entire District)	Approved to administer program as of 5/1/2005
<i>Fifth (Onondaga, Herkimer, Jefferson, Lewis, Oneida, Oswego)</i>	Onondaga County Bar Assn, in partnership with the District Administrative Judge's Office (Program covers entire District)	Approved to administer program as of 7/24/2002
<i>Sixth (Broome, Chemung, Chenango, Cortland, Delaware, Madison, Otsego, Schuyler, Tioga & Tompkins)</i>	District Administrative Judge's Office (Program covers entire District)	Approved to administer program as of 4/16/2003
<i>Seventh (Monroe, Cayuga, Livingston, Ontario, Seneca, Steuben, Wayne & Yates)</i>	Monroe County Bar Assn, in partnership with the District Administrative Judge's Office (Program covers entire District)	Approved to administer program as of 10/1/2002
<i>Eighth (Erie, Allegany, Cattaraugus, Chautauqua, Genesee, Niagara, Orleans & Wyoming)</i>	Bar Assn of Erie County (Program covers entire District)	Approved to administer program as of 2/6/2002
<i>Ninth (Westchester, Dutchess, Orange, Putnam, Rockland)</i>	District Administrative Judge's Office (Program covers entire District)	Approved to administer program as of 2/24/2003
<i>Tenth (Nassau)</i>	District Administrative Judge's Office (Program covers Nassau County)	Approved to administer program as of 2/24/2003

District	Administrator	Status
<i>Tenth (Suffolk)</i>	Suffolk County Bar Assn (SCBA Pilot program ran from Feb. 28, 2003 to Nov. 22, 2004 to arbitrate disputes of \$3000 and above only in Suffolk County; District Administrative Judge's Office arbitrated disputes between \$1,000 and \$3,000. The SCBA now handles all Part 137 fee disputes.)	Approved to administer program as of 10/9/2002
<i>Eleventh (Queens)</i>	District Administrative Judge's Office	Approved to administer program as of 4/24/2003
<i>Twelfth (Bronx)</i>	Same as First District	Same as First District
<i>Thirteenth (Staten Island)</i>	Richmond County Bar Assn	Approved to administer program as of 1/9/2003

Appendix A Caseload Data

	Statewide	1st & 12th JDS	2nd JD	3rd JD	4th JD	5th JD	6th JD
<u>Disposition Information</u>							
Total Cases Closed	509	134	9	19	17	17	10
Average Weeks from Intake to Disposition	37.69	48.34	59.97	49.77	59.11	37.36	32.21
Total Cases Arbitrated	304	83	4	2	10	12	3
Cases Arbitrated with Awards Issued	247	72	3	1	7	12	3
Cases Settled During Arbitration	39	11	1	1	2	0	0
Arbitration Held with No Award Issued	18	0	0	0	1	0	0
Cases Arbitrated by One Arbitrator	185	48	2	2	7	9	3
Cases Arbitrated by Three Arbitrators	119	35	2	0	3	3	0
Total Cases Resolved Outside Of Arbitration	106	38	0	2	4	3	1
Total Number of Settled Cases	94	29	0	2	4	0	1
Settlements Prior to Arbitration	91	26	0	2	4	0	1
Settlements Prior to Mediation	3	3	0	0	0	0	0
Total Number of Mediated Cases	12	9	0	0	0	3	0
Cases Meditated to Agreement	12	9	0	0	0	3	0
Cases Meditated with No Agreement	0	0	0	0	0	0	0
Total Cases Withdrawn and Dismissed for Lack of Jurisdiction	90	12	5	14	3	2	6
Cases Withdrawn	19	2	5	1	3	1	2
Cases Dismissed for Lack of Jurisdiction	71	10	0	13	0	1	4
<u>Financial Information</u>							
Total Admin. Fees Collected From Parties	\$43,240.00	\$18,875.00	\$175.00	\$0.00	\$0.00	\$1,650.00	\$0.00
Average Amount in Dispute	\$17,578.76	\$30,722.57	\$13,723.20	\$12,014.53	\$10,019.44	\$6,248.41	\$7,950.82

	7th JD	8th JD	9th JD	10th JD- Nassau	10th JD- Suffolk	11th JD	13th JD
<u>Disposition Information</u>							
Total Cases Closed	20	15	29	100	112	14	13
Average Weeks from Intake to Disposition	12.01	24.90	73.30	23.22	24.97	14.04	69.38
Total Cases Arbitrated	8	12	19	66	76	0	9
Cases Arbitrated with Awards Issued	7	10	13	42	69	0	8
Cases Settled During Arbitration	0	2	4	11	7	0	0
Arbitration Held with No Award Issued	1	0	2	13	0	0	1
Cases Arbitrated by One Arbitrator	6	8	17	39	39	0	5
Cases Arbitrated by Three Arbitrators	2	4	2	27	37	0	4
Total Cases Resolved Outside Of Arbitration	4	2	7	17	27	0	1
Total Number of Settled Cases	4	2	7	17	27	0	1
Settlements Prior to Arbitration	4	2	7	17	27	0	1
Settlements Prior to Mediation	0	0	0	0	0	0	0
Total Number of Mediated Cases	0	0	0	0	0	0	0
Cases Meditated to Agreement	0	0	0	0	0	0	0
Cases Meditated with No Agreement	0	0	0	0	0	0	0
Total Cases Withdrawn and Dismissed for Lack of Jurisdiction	8	1	3	15	9	9	3
Cases Withdrawn	3	0	2	0	0	0	0
Cases Dismissed for Lack of Jurisdiction	5	1	1	15	9	9	3
<u>Financial Information</u>							
Total Admin. Fees Collected From Parties	\$2,950.00	\$4,340.00	\$0.00	\$0.00	\$14,050.00	\$0.00	\$1,200.00
Average Amount in Dispute	\$5,718.41	\$9,422.09	\$8,204.27	\$14,078.59	\$14,932.86	\$16,413.63	\$21,012.21

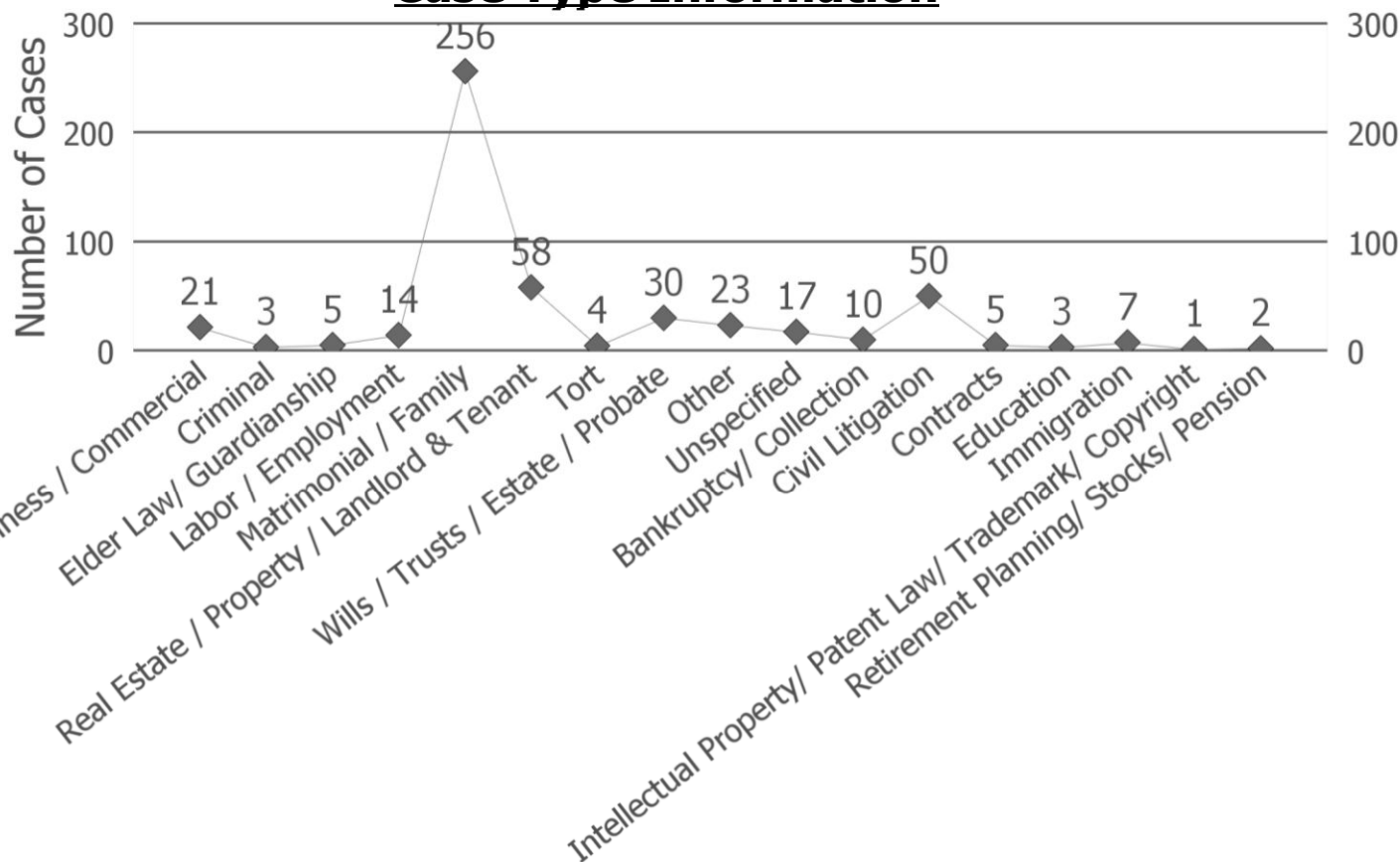
Quarterly Activity Report: 2021

	First Quarter	Second Quarter	Third Quarter	Fourth Quarter	Total
Cases Closed	146	134	109	120	509
Average Number of Weeks from Intake to Disposition	35.1	34.7	40.9	41.2	37.7
<u>Cases Arbitrated or Settled During Arbitration</u>					
Cases Assigned to One Arbitrator	40	53	45	47	185
Cases Assigned to Three Arbitrators	35	38	21	25	119
Total Admin. Fees Collected from Parties	\$13,815.00	\$11,750.00	\$6,700.00	\$10,975.00	\$43,240.00
Average Amount in Dispute (All Cases)	\$14,584.46	\$13,831.30	\$23,319.06	\$20,192.37	\$17,578.76

Filing Parties

Attorney	Client	Not Reported
84	420	1

Case Type Information



Disposition Information

	<u>Number of Cases</u>
Arbitrated - Award Issued	247
Arbitrated - No Award Issued	18
Mediated - Settlement Reached	12
Mediated - No Settlement Reached	0
Settled During Arbitration	39
Settled Prior to Arbitration or Mediation	94
Claim Withdrawn	19
Lack of Jurisdiction	71
Informational	0
Dismissed - No Activity for More than Two Years	0
Others	9
Total	509

Cases Dismissed for Lack of Jurisdiction

	<u>Number of Cases</u>
Amount in Dispute > \$50,000	3
Amount in Dispute < \$1,000	2
Services Provided Outside Local Program Geographic Region	3
Referred to Grievance Committee for Noncompliance with Part 137	0
Referred to Grievance Committee for Apparent Attorney Misconduct	0
Substantial Legal Question	1
Commenced Prior to January 1, 2002	0
Representation in a Criminal Matter	3
Allegations of Malpractice	9
Allegations of Attorney Misconduct	2
Damages or Affirmative Relief other than Adjustment of the Fee	1
Fee Determined by Statute, Rule, Court Order	8
No Attorneys Services for More than Two Years	11
Request for Arbitration Made by Non-Client or Legal Representative of the Client	8
Client Filed Late	2
Attorney Admitted in Another Jurisdiction and No NY Office or No Material Portion of Services Rendered in NY	2
Other	16

	Statewide	1st & 12th JDS	2nd JD	3rd JD	4th JD	5th JD	6th JD
<u>Disposition Information</u>							
Total Cases Closed	572	129	0	15	4	9	4
Average Weeks from Intake to Disposition	49.80	34.14	0.00	59.83	11.63	26.22	19.50
Total Cases Arbitrated	307	70	0	3	1	6	1
Cases Arbitrated with Awards Issued	252	61	0	3	1	4	0
Cases Settled During Arbitration	40	8	0	0	0	1	1
Arbitration Held with No Award Issued	15	1	0	0	0	1	0
Cases Arbitrated by One Arbitrator	182	31	0	2	0	5	1
Cases Arbitrated by Three Arbitrators	125	39	0	1	1	1	0
Total Cases Resolved Outside Of Arbitration	115	38	0	5	0	1	1
Total Number of Settled Cases	96	20	0	5	0	1	1
Settlements Prior to Arbitration	95	19	0	5	0	1	1
Settlements Prior to Mediation	1	1	0	0	0	0	0
Total Number of Mediated Cases	19	18	0	0	0	0	0
Cases Meditated to Agreement	19	18	0	0	0	0	0
Cases Meditated with No Agreement	0	0	0	0	0	0	0
Total Cases Withdrawn and Dismissed for Lack of Jurisdiction	126	18	0	6	3	1	2
Cases Withdrawn	17	3	0	0	3	0	1
Cases Dismissed for Lack of Jurisdiction	109	15	0	6	0	1	1
<u>Financial Information</u>							
Total Admin. Fees Collected From Parties	\$42,920.00	\$19,225.00	\$0.00	\$0.00	\$0.00	\$825.00	\$0.00
Average Amount in Dispute	\$19,468.62	\$27,239.37	\$0.00	\$4,762.81	\$11,405.68	\$4,413.82	\$2,271.25

	7th JD	8th JD	9th JD	10th JD- Nassau	10th JD- Suffolk	11th JD	13th JD
<u>Disposition Information</u>							
Total Cases Closed	16	31	146	92	111	11	4
Average Weeks from Intake to Disposition	9.21	20.26	118.84	22.14	18.20	30.10	39.95
Total Cases Arbitrated	9	19	68	48	77	2	3
Cases Arbitrated with Awards Issued	6	17	59	32	64	2	3
Cases Settled During Arbitration	2	2	8	6	12	0	0
Arbitration Held with No Award Issued	1	0	1	10	1	0	0
Cases Arbitrated by One Arbitrator	5	15	40	26	53	2	2
Cases Arbitrated by Three Arbitrators	4	4	28	22	24	0	1
Total Cases Resolved Outside Of Arbitration	5	6	26	16	16	0	1
Total Number of Settled Cases	5	6	25	16	16	0	1
Settlements Prior to Arbitration	5	6	25	16	16	0	1
Settlements Prior to Mediation	0	0	0	0	0	0	0
Total Number of Mediated Cases	0	0	1	0	0	0	0
Cases Meditated to Agreement	0	0	1	0	0	0	0
Cases Meditated with No Agreement	0	0	0	0	0	0	0
Total Cases Withdrawn and Dismissed for Lack of Jurisdiction	2	6	46	17	18	7	0
Cases Withdrawn	2	0	3	1	4	0	0
Cases Dismissed for Lack of Jurisdiction	0	6	43	16	14	7	0
<u>Financial Information</u>							
Total Admin. Fees Collected From Parties	\$2,750.00	\$6,820.00	\$0.00	\$0.00	\$13,000.00	\$0.00	\$300.00
Average Amount in Dispute	\$6,877.33	\$6,266.12	\$17,292.85	\$12,711.54	\$29,457.38	\$5,010.50	\$10,692.94

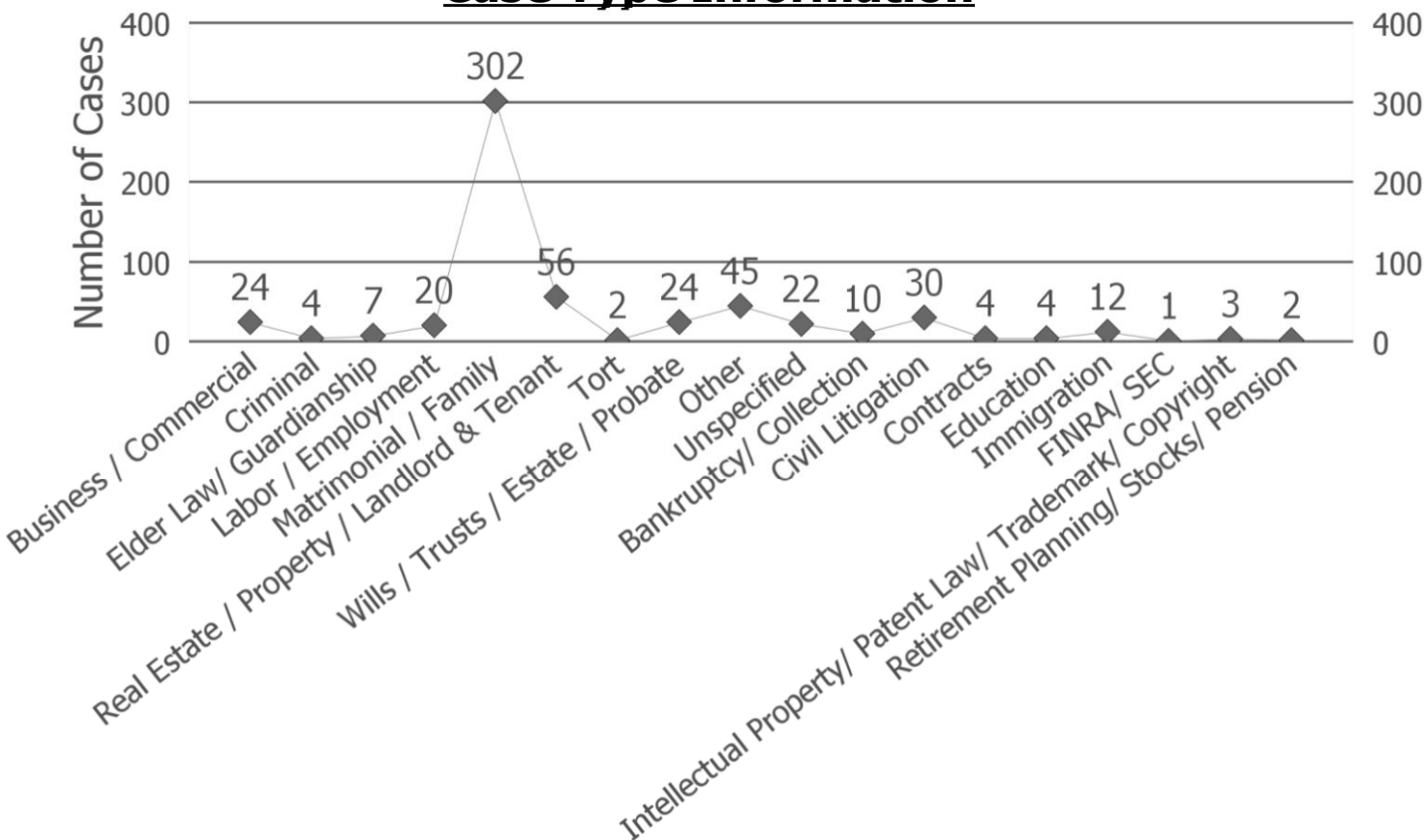
Quarterly Activity Report: 2022

	First Quarter	Second Quarter	Third Quarter	Fourth Quarter	Total
Cases Closed	169	166	109	128	572
Average Number of Weeks from Intake to Disposition	75.5	35.7	29.4	51.6	49.8
<u>Cases Arbitrated or Settled During Arbitration</u>					
Cases Assigned to One Arbitrator	49	59	35	39	182
Cases Assigned to Three Arbitrators	33	36	25	31	125
Total Admin. Fees Collected from Parties	\$11,800.00	\$10,745.00	\$8,335.00	\$12,040.00	\$42,920.00
Average Amount in Dispute (All Cases)	\$13,348.17	\$16,445.61	\$15,976.68	\$34,443.62	\$19,468.62

Filing Parties

Attorney	Client	Not Reported
88	465	9

Case Type Information



Disposition Information

	<u>Number of Cases</u>
Arbitrated - Award Issued	252
Arbitrated - No Award Issued	15
Mediated - Settlement Reached	19
Mediated - No Settlement Reached	0
Settled During Arbitration	40
Settled Prior to Arbitration or Mediation	96
Claim Withdrawn	17
Lack of Jurisdiction	109
Informational	0
Dismissed - No Activity for More than Two Years	0
Others	24
Total	572

Cases Dismissed for Lack of Jurisdiction

	<u>Number of Cases</u>
Amount in Dispute > \$50,000	5
Amount in Dispute < \$1,000	4
Services Provided Outside Local Program Geographic Region	7
Referred to Grievance Committee for Noncompliance with Part 137	0
Referred to Grievance Committee for Apparent Attorney Misconduct	0
Substantial Legal Question	3
Commenced Prior to January 1, 2002	0
Representation in a Criminal Matter	3
Allegations of Malpractice	4
Allegations of Attorney Misconduct	4
Damages or Affirmative Relief other than Adjustment of the Fee	3
Fee Determined by Statute, Rule, Court Order	9
No Attorneys Services for More than Two Years	11
Request for Arbitration Made by Non-Client or Legal Representative of the Client	3
Client Filed Late	3
Attorney Admitted in Another Jurisdiction and No NY Office or No Material Portion of Services Rendered in NY	0
Other	50